



Kibworth Primary School  
Year 6: Autumn Term 1



Hola Mexico



Dear Parents/Carers,

Welcome to Year Six! We hope that everyone has had a relaxing summer holiday in the sun and that the children are looking forward to their last year of primary school. Year 6 will be an exciting, challenging and motivating year throughout which there will be lots of exciting opportunities. Just this term alone, we have our trip to the Warning Zone, our Year 6 assembly and last but not least our residential to Castleton - a definite highlight of the year!

Our topic for this half term is called 'Hola Mexico' which will enable the children to find out more about the landscape, history and culture of this richly diverse country.

Below we have given you an outline of some of the learning that will be taking place during our first term in Year 6.

### Literacy

#### Develop use of phrases and clauses in settings

Children will learn to identify the difference between clauses and phrases and how to punctuate these in their writing. We will explore how to add description using noun phrases as well as how to vary sentence structure using main and subordinate clauses. Children will then consolidate their use of commas to demarcate clauses and phrases. They will then apply these skills in a setting description linked to our Hola Mexico topic.

#### Cohesive devices in persuasive writing

Children will explore the techniques of persuasive writing, in particular the different cohesive devices that are used to create flow within this piece of non-fiction writing, rhetorical questions and emotive language. Children will then apply these to their own piece of writing on deforestation.

### Maths

#### Place Value & Calculation





In our first term, we will focus on securing our understanding of the number system; this will include identifying the value of digits in numbers up to 10,000,000 as well as being able to round, order and compare numbers fluently. Once the children are confident using whole numbers, we will extend their knowledge to decimals.

Following on from this, we will focus on the four areas of calculation which will play a significant part in Year 6 maths. Children will focus on being able to add, subtract, multiply and divide a range of both whole numbers and decimals accurately and efficiently. They will then apply these skills to a range of problems which will test both calculation and reasoning.

**Key areas of learning:**

Science	Geography	History
<ul style="list-style-type: none"> <li>Identify and name the main parts of the human circulatory system, and describe the functions of the heart, blood vessels and blood.</li> <li>Recognise the impact of diet, exercise, drugs and lifestyle on the way their bodies function.</li> <li>Understand that during exercise muscles need more oxygen so the heart beats faster and our breathing and pulse rates increase.</li> </ul>	<ul style="list-style-type: none"> <li>Use a wide range of maps, atlases, globes and digital maps to locate countries and features studied.</li> <li>Use more precise geographical language relating to the physical and human processes</li> <li>Develop their views and attitudes to critically evaluate responses to local geographical issues or events in the news e.g. for/against arguments relating to the proposed wind farm.</li> </ul>	<ul style="list-style-type: none"> <li>Understanding significant aspects of history - nature of ancient civilisations; expansion and dissolution of empires; characteristic features of non-European societies; achievements and follies of mankind.</li> </ul>
Art	R.E	Computing
<p>Painting</p> <ul style="list-style-type: none"> <li>Create imaginative work from a variety of sources e.g. observational drawing, themes, poetry, music.</li> <li>Mix and match colours to create atmosphere and light effects.</li> <li>Be able to identify and work with complementary and contrasting colours.</li> </ul>	<ul style="list-style-type: none"> <li>Show understanding of the value of sacred buildings and art.</li> <li>Suggest reasons why some believers see generosity and charity as more important than buildings and art.</li> <li>Apply ideas about values and from scriptures to the title question.</li> </ul>	<p>Programming</p> <ul style="list-style-type: none"> <li>I can use logical reasoning to identify errors in algorithms.</li> <li>I can use selection in programs.</li> <li>I can explain how an algorithm works</li> <li>I can explore 'what if' questions by planning different scenarios for controlled devices.</li> </ul>

**Outline of Learning Journey**

Week 1 and 2: Landscapes of Mexico	
	Children will develop their atlas and mapping skills by identifying the location of Mexico and its locality. Children will then explore the different biomes that are to be found in Mexico such as rainforests, deserts and alpine areas. They will then choose to investigate one of these biomes in more detail finding out about the climates, plants, animals and inhabitants found in these areas.
Week 3: What is the future of the rainforest?	
	Children will learn about how important the rainforests are for the future of the planet and learn about the threats of deforestation. They will learn about repercussions of these and what the everyday person could do to help support this cause.
Week 4: Who were the original inhabitants of Mexico?	
	Children will learn about the history of some of the original people that populated the country of Mexico. We will explore the Aztec civilisation that ruled over swathes of Mexico and what was life during this time in history.
Week 6: Express	
	Children will apply all their learning about Mexico to create a non-fiction book about Mexico in groups. They will share their learning about landscapes, history, traditions, and other areas that grab their interest. We then hope to share this with parents to show off everything we have learnt.

**Key Information:**

- P.E in Year 6 will take place on a Wednesday and a Friday afternoon  
6H will be doing health/fitness and football  
6R will be doing handball and tennis  
6M will be doing basketball and gymnastics  
Please make sure that children have appropriate clothing and footwear for the changing weather.
- Homework is given out on a Friday and will comprise of a mixture of Maths, Reading, Grammar and Spelling. It is due back in the following Wednesday. We understand that due to busy schedules, children on occasions find it difficult to find time to complete homework at home. If that is the case, we can find time for them during school time to complete this.
- Reading Diaries will be checked daily in Year 6 to keep track of the reading that is taking place.

**Things that you could do at home that could really make a difference to learning:**

- Please continue to support your children with their reading at home. With the new curriculum, standards have increased and it is vital that children in Year 6 continue to read regularly to improve their fluency, reading comprehension and understanding of language.
- Rapid recall of times tables is absolutely key to succeeding with maths in Year 6. Key areas of our curriculum such as calculation, fractions and percentages are underpinned by a sound knowledge of these facts. Please continue to encourage your children to practise these at home. We will have times table races every week at school to practise.

We look forward to working with you and your children this year. If you have any questions or concerns, please do not hesitate to contact us.

Mr Roantree, Miss Morley, Miss Hyman, Mrs Pinborough, Mrs Darlison, Mrs Kandola and Mrs Ward-Langman  
Year 6 Team

**Here are a few websites that may help to support your child's learning during his half term.**

**Maths:**

Century Maths

<https://app.century.tech/login/>

Interactive games to practise times tables

<http://www.oswego.org/ocsd-web/games/mathmagician/mathsmulti.html>

Times Table Rockstars

<https://ttrockstars.com/login>

Maths activities

<http://nrich.maths.org/frontpage>

**Literacy:**

Grammar

<http://www.ks2phonics.org.uk/Clausesandconnectives.html>