



## School Newsletter

11th February 2021

Issue: 20

For general enquiries - [office@dsatkibworth.org](mailto:office@dsatkibworth.org)

For online learning support - [itsupport@dsatkibworth.org](mailto:itsupport@dsatkibworth.org)




A really big thanks to all who filled in our remote learning survey. It is really important for us to have an overview of how our learning offer is working. We were delighted to see such a positive response. 75% of parents indicated their child was following all of the remote learning. This correlates with the number of parents who indicated their child was accessing in school provision. Of the parents who were accessing remote learning 90% gave a high rating

for the question about overall satisfaction with our offer. Just over 90% of parents also gave a high rating for their satisfaction with the appropriateness in terms of age and ability of the work being sent and the level of communication with their child's teacher. By far the most useful part of the survey were the questions relating to what you felt was working particularly well and your suggestions for further additions. Of course, there were a wide variety of suggestions with many contrasting views. We have reviewed the comments in year groups and you will see some alterations to remote learning after half term. The changes to teaching and learning since March 2020 have been huge and I am incredibly proud of our amazing staff who have so willingly worked to make learning so good and to continually adapt and change their offer to the children. Of course, we would not be able to achieve this without the fantastic support of our parents. Everyone has worked so hard to minimise the impact on the learning of our very special children. I can't wait for the Prime Minister's update on Monday and look forward to the setting out of the route map out of lockdown. I do hope that the children will all be able to come back to school soon. In the meantime thank you for all your positive comments and support and I hope you all have a super half term.

### Year 3 - Bridge Building

This week, year 3 have been designing, making and evaluating bridges for their Design & Technology unit. The purpose of our bridges was to survive a natural disaster because we have been learning about volcanoes and earthquakes in Geography.

We started off the week learning about different types of bridges and created our own success criteria. Year 3 decided that for our bridges to be successful they needed to be: strong, secure, straight, use beams, arches or cables to support and be sturdy to be able to survive a natural disaster! We explored how to make different shapes using paper and how we can make our structures stronger and more stable using a range of materials. Everyone then created their own annotated design and made their bridge! Afterwards, the children re-created a natural disaster to test how strong and stable their bridge would be.



### Year 1- Tree Planting

Some of our year 1 children have spent their weekend planting 100 trees in nearby Smeeton Westerby. An excellent effort towards the 10,000 trees needing to be planted there. What environmental superstars!!! It is fantastic to see the children still being able to help their community and the environment even during this lockdown period. Great work.



We have some very



# HAPPY NEWS...

We are so excited! Miss Morley is expecting a baby in the summer.

Here's thinking about all those sleepless nights Chris & Kay!

### Engagement Stars

We are very proud of the efforts children and parents are making to continue learning. We know everyone is doing their best to attend and take part in lessons.



Last week's Engagement stars were:



Year 6

Year 3

Year 2



## Year 2

This week, Year 2 came to the end of their topic 'Explorers' by putting their research skills to the test and exploring their own continent of choice. Throughout the week, they had to find out about the continent's specific location, the countries that it is made up of, any famous landmarks, animals that are native to that specific place as well as any other fun facts they could discover! Here are some interesting things that the children have taught their teachers this week:

"Asia is the biggest continent in the world!" - Spencer 2KM

"Big Ben is 96 metres high and it is a part of the Westminster Construction that was finished in May 1859." - Filip 2JM

"Antarctica is a desert but very cold! In Summer the sun never goes down." - Inara 2W



The children then put together all of their super new knowledge and created their own fact-file style poster, PowerPoint presentation or even short film! Super work Year 2!

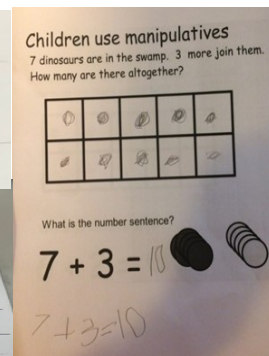
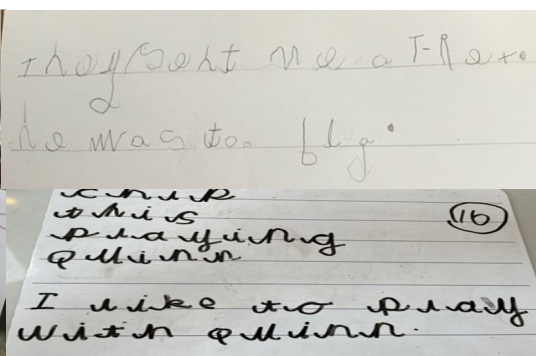

## Year 1 - Paper Craft

Year 1 have been busy this week using their fine motor skills for some beautiful paper craft. Listening carefully to Miss Kemp's instructions, they were able to work step by step to create some beautiful pieces of weaving artwork. In their literacy learning, the children have been looking at plurals and their spelling rules. The children worked hard to use their learning and change singular nouns into plurals. We were particularly impressed with how brilliantly the children were able to use them in their own writing too!



## Foundation Stage - Addition and Subtraction

This week was our last week learning about dinosaurs. The children completed some writing based on the story 'Dear Zoo'. Each day the National History Museum sent them a different dinosaur and they had to write about why that dinosaur would not make a good pet! The children have also enjoyed looking at addition and subtraction in maths and telling Mr Morgan if his answers are right or wrong! All the children have worked extremely hard this half term on their phase 3 phonics sounds and words.



## Year 4 - Descriptive Writing

We have been learning about how to make suspense in our writing. We are using good adjectives and verbs to create fear and suspense then also repetition to say how scary or terrifying it is. You can use capital letters to make it more exciting and less boring. You can use ellipsis to make a cliff-hanger to create suspense as well. You can use short sharp sentences to liven it up a bit, so you have even more suspense. [Freddie].

Here are some examples of our writing;

There was once a sleeping boy that heard a noise in the dead of night.... SQUEAK! He got up and tiptoed to the door, but just then, he heard it coming from his wardrobe... SQUEAK! Just then, he heard the door of the wooden wardrobe open... [William].

It was midnight. TICK TOCK TICK TOCK! Matt was in the haunted mansion. He heard really loud footsteps getting closer and closer... CRASH! Something fell over! What should Matt do? He was absolutely terrified, so he froze to the spot. He was in room, roaming around, trying to find somewhere to hide. Matt started to clench his fists. He was in BIG trouble... [Matthias].

### How lovely to work in this wonderful village!

Today this arrived in the post—it made my day! Thank you!



What a lovely idea! I shall pass it onto someone special!

### Tiger Club have made this great display to remind us...



13th-26th February

Year 6

Ruby

Year 5

Freddie M, Bella, Freddie P, and Jesse

Year 4

Christian and Rosie

Year 3

Maya, Ethan, Daisy, Ivy and Isaac

Year 2

Oscar, Krishaan and Dhyana

Year 1

Malak, Amelia and Ethan

Foundation

Kysan

### Reading Raffle



We had an amazing response to the restarting of the Reading Raffle. Well done everyone who read last week. Last week's winner was:

Hugo in 1W

### Great ideas for the holiday from Pobble.com

**1** How many different words can you make from the letters in this sentence, below? Grab a pencil and paper and write a list!

'Learning from home is fun'

**2** Thank a community hero. Think of someone that helps you in some way and write a short letter to thank them.

Thanks!

**3** Get building! You could build a Lego model, a tower of playing cards or something else!



**4** Can you create your own secret code? You could use letters, numbers, pictures or something else! Can you get someone else to try and crack it?

**5** Start a nature diary. Look out of the window each day and keep note of what you see. Birds, flowers, changes in the weather, what else?

**6** Hold a photo session. Use a camera or a mobile phone to take some snaps. What will you photograph? Your pets or toys perhaps?

**7** Build a reading den. Find somewhere cosy, snuggle up and read your favourite book!



**8** Use an old sock to create a puppet. Can you put on a puppet show for someone?



**9** Make a list of all the electrical items in each room of your home. Can you come up with any ideas to use less electricity?

**10** Design and make a homemade board game and play it with your family.



### PE Stars



Children will be awarded a Sport Card for demonstrating sport values such as fair play, resilience, respect, sportsmanship, teamwork, inclusion. PE teachers will be awarding children for these skills. Pupils doing PE at home can send photos, videos or write a message to their teachers about what they've done in PE. This week's winners were:

Thea 2W and Maddison 3L