



What an extraordinary few weeks we have had in Kibworth and how brilliantly our community has coped with all the difficulties it has faced. I have been absolutely amazed by how willing everyone is to help others; providing food parcels and meals, ensuring those in need get shopping and medicine and looking after neighbours with such care and kindness. It has been a delight to see all the children's rainbow pictures showing how much they are thinking of others.

I am so proud of our teachers, children and parents. It is a new world for us all and I totally recognise how difficult it is to suddenly start educating your children at home. Our IT technicians managed to set up email groups incredibly quickly and I thank you all for your patience when our learning at home began. We now have 98% of children accessing learning – amazing, I cannot express how proud I am of the whole Kibworth team, thank you! Our teachers determination to make learning interesting and willingness to adapt to the new world of learning is a real blessing. Your encouraging emails, flowers and chocolates have been very much appreciated.

Learning at home now takes a break for the Easter period. I hope this will give us all time to enjoy being with our families. We have included many examples of the children's work in this newsletter and some of our favourite ideas for being creative. Online learning will begin again on **Monday 20th April**. Please can I ask you all to make sure your child emails their teacher on this day so that we know everyone is ready to learn.

My very best wishes to you all and I hope you manage to have a restful and enjoyable Easter break.



CONTACT US

Please do not come into school unless you are accessing the emergency childcare. We can be contacted via email during school hours (8.50am - 3.20pm)

For general enquiries - office@dsatkibworth.org For online learning support - itsupport@dsatkibworth.org

SAFEGUARDING IMPORTANT MESSAGE

During this period of partial closure the safeguarding of all our children remains our top priority. At this time, our school will continue as normal in supporting our vulnerable children. Please contact the school if you have any questions or queries. If you have any concerns about a child's safety please contact us: safeguarding@dsatkibworth.org or Safeguarding line: **07593 445084**

Further advice can be found on the school website. Take care and keep safe.

Mental Wellbeing

Here are five steps to positive mental wellbeing:

- 1 Connect** Ensure children stay connected with their friends - help them stay connected with family and encourage them to skype or telephone relatives.
- 2 Be active** Put an hour aside a day for physical activity. If it's dry go outside and have a kick-about. Encourage exercise into your daily routine. Eat well and drink lots of water.
- 3 Take notice** Chat to your children about their feelings and emotions. There's a lot of uncertainty going on around the world. Talk about those but keep perspective and take information from reliable sources - government and public health, not social media and rumours.
- 4 Keep learning** If you've got time with the children - learn a new hobby, start learning a new instrument, read together, read alone, bake - anything to help stimulate the brain. YouTube has some brilliant tutorials.
- 5 Give** Encourage kindness and encourage children to share - give time at the end of each day to reflect and learn the art of appreciation and gratitude. Get the kids to think about things that people have done that have been nice and be thankful of that.



TALK & LISTEN,
BE THERE,
FEEL CONNECTED



DO WHAT YOU CAN,
ENJOY WHAT YOU DO,
MOVE YOUR HOOD



REMEMBER
THE SIMPLE
THINGS THAT
GIVE YOU JOY



EMBRACE NEW
EXPERIENCES,
SEE OPPORTUNITIES,
SURPRISE YOURSELF



Your time,
your words,
your presence



EPIC Wellbeing Service - Calm Challenge

EPIC, the Discovery Schools Trust Wellbeing Service have launched their 'Calm Challenge'.

Each day in April, they will post a relaxation activity to their Twitter feed. Your challenge is to have 1 calm moment a day! They would love to see photos and videos of your calm moments. Please post these on Twitter using the #EPICcalm

Activities are for adults and children. They have already posted some great ideas to incorporate relaxation into daily routines, boost resilience and reduce anxiety. The bubble blowing certainly worked for me!

Head over to https://twitter.com/EPIC_Wellbeing

EPIC Home Learning Support Pack

EPIC have also created a Parent Resource Pack to offer support and practical activities to families. This pack is live on their website and contains useful information and advice on managing home learning; understanding COVID19 for children; managing anxiety and building resilience.

<https://epicleics.com/epic/home-learning>



Year 6

Matthew, Henry, Ethan, Lewis & Kenna

Year 5

Noah, Thomas, Sam & Amelie

Year 4

Olivia, Sam & Sophie

Year 3

Tamsin, Jack, Charlotte, Eden, Freya, Thomas, Seren & Emily

Year 2

Arjun, Evalyn, Cohen, Shania, Charlie, Chloe, Hettie & Phoebe

Year 1

Eden

EYFS

Raphael, Dylan & Roman

Talking to your child about coronavirus

This is a very unsettling and anxious time for all of us, especially children. There are a range of resources available to support you talking to your child about the virus and what is going on.

For younger children you can find an online book to share here:

<https://nursedottybooks.com/dave-the-dog-is-worried-about-coronavirus-2>

or you could try <https://www.elsa-support.co.uk/wp-content/uploads/2020/03/Childrens-story-about-coronavirus.pdf>

For older children:

Save the Children have some very clear advice at <https://www.savethechildren.org/us/what-we-do/emergency-response/coronavirus-outbreak/coronavirus-outbreak-how-to-explain-children>.

Or listen to:

Dr Ranj explain the virus in his podcast at <https://www.heart.co.uk/podcasts/kids-guide-coronavirus-dr-ranj/>

Running out of Reading Resources?



There are thousands of enhanced digital books available through myon:

<https://readon.myon.co.uk/>

Amazon have made a selection of ebooks and audio stories for children of all ages available free of charge for as long as schools are closed. Children can instantly stream an incredible collection of stories which that will help them continue dreaming, learning, and just being kids. All stories are free to stream or download on your desktop, laptop, phone or tablet using the following link

<https://stories.audible.com/start-listen>

Kindle books can be found at this link

https://www.amazon.co.uk/b?node=21173577031&pf_rd_s=grid-special-10&pf_rd_t=Gateway&pf_rd_i=mobile&pf_rd



A Jar of things to look forward to

Every time you wish you could do something, go somewhere, treat yourself, see someone you love, visit a new place, invite people to visit, write it down on a post it note and put it in a jar. When life returns to normal this will be your bucket list and you can work your way through the jar and be more grateful than ever before for the little and lovely things in our lives. Until then, you can watch the jar fill up with the magical things to look forward to.



Charlie Fox t-shirt design competition.

For all our cricket fans.. Leicestershire County Cricket Club have a new competition. They're encouraging children [aged 16 or below] to design Charlie Fox a new t-shirt.

The winning design will be sent to Surrridge (a sports printing company) who will print this onto a t-shirt and it'll be available to buy online.

All profits from T shirt sales will be donated to the NHS to support them during this time.

For full details, here's the link to the webpage:

<https://www.leicestershireccc.co.uk/news/2020/march/design-charlie-foxs-t-shirt.htm>

Be quick...the closing date is 10th April at 10am



Happy Birthday!

Year 6

Matthew, Henry, Ethan, Lewis & Kenna

Year 5

Noah, Thomas, Sam & Amelie

Year 4

Olivia, Sam & Sophie

Year 3

Tamsin, Jack, Charlotte, Eden, Freya, Thomas, Seren & Emily

Year 2

Arjun, Evalyn, Cohen, Shania, Charlie, Chloe, Hettie & Phoebe

Year 1

Eden

EYFS

Raphael, Dylan & Roman

BOOK SCAVENGER HUNT

Mrs Watson has found this brilliant scavenger hunt. Let your teacher know if you complete it and we will put your name in the reading raffle. Miss Lenton will announce the winner of an Amazon book voucher in our next newsletter.

- Find a baby animal in a book
- Find a book that makes you laugh
- Find the word egg in a book
- Find someone sleeping in a book
- Find someone helping someone in a book
- Find a bug in a book
- Find a picture of a sun in a book
- Find a character eating in a book
- Find a vehicle in a book
- Find a character smiling in a book

Create a Time Capsule

Over the Easter Holiday, your task is to

Write a letter – Write a letter to yourself. Tell your age, who your friends are, your favourite TV show, song and book. Write about what is going on in the world today and how it is affecting your life. How has it changed school? How does it make you feel? Tell about what you want to do when you grow up. Make a list of 5 things you want to achieve as an adult.

Newspaper articles – Print some articles about what is in the news today or make your own newspaper– find **some** that are not about the Corona Virus – what else is happening?

Draw a picture – Draw, paint or colour a picture of you and your family doing what you like to do best as a family.

Photos – Take some photos today and print some more of things that have happened this year.

Make a box – Decorate it and place all your items inside. Seal it up.

Take a photo and send it to your teacher. Bury it in your garden! To be dug up in the future!



Kibworth Primary Award Winning Film



Fed up with Netflix?

Why not try watching our very own award winning film from our archive.

La Dent Tremblante

www.youtube.com/watch?v=94pMA_R4d2o

Workout with Mr K



Mr K and family has been putting together some fitness videos to rival Joe Wicks!



Test your fitness by undertaking his 5 Easter Fitness Challenges

Follow the link

<https://youtu.be/rFISyKPtBY>



UPCYCLE



To be a responsible citizen we need to take care of our planet.

One way we can do this is turn something we don't need or want into something new and useful. Your challenge over the Easter holiday is to find something around the house or garden that no one in the family wants or needs and turn it into something new!

Here are some things other people have made from unwanted items -What will you make.....



The only rules are that you ask permission before you use anything!



For inspiration why not have a look at this idea by Olivia's Dad .

Thank you for sharing this Mr Elliott.

<https://m.youtube.com/watch?v=syHSmUr4P7o&t=38s>

Please send a picture of your upcycle and we will show them in our next newsletter

Easter Craft Ideas

Ideas using paint



Take an empty egg box
Cut out two nests
Paint them and stick them together
Add a beak, eyes and feathers!



Use a fork and fork paint in a circle to make the body of the chick. This gives the chick his feathers.
Add eyes, a beak and legs using a felt tip pen – if you have googly eyes you could use those!



Paint or colour using felt tip pens the petal part for the daffodil.
Cut it out.
Add a cake case for the inner part.
Add a stem using a lolly stick, straw or piece of dowel.

Ideas with Paper



Make an egg template.
Cut out a number of eggs in different patterns – you could use old birthday or Christmas cards, magazine pages, paper.
Stick them by overlapping slightly into a wreath shape.
Add some ribbon to hang up and to make a bow.

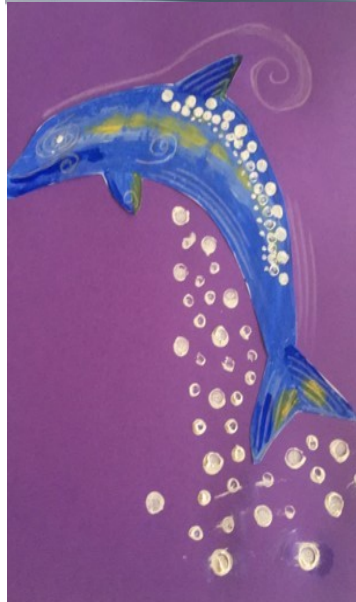


Make a cardboard tube bunny!





Make a house for a bunny!
Using different coloured papers or card, make a house like this one.

Even though we haven't been in school it hasn't stopped the children 'Letting their Light Shine' in their home learning. Here are just a few examples:



LOTS OF CHALLENGES!

Every day I have a challenge. Some have been crafts and creating or finding. My best one has been learning how to ride my bike without stabilisers with Daddy!



First a chicken says an egg. Next the egg cracks and it hicks and wicks. Then the chick looks for it's Mum. My Daddy it grows up to a chickie.



CHARLES DARWIN QUIZ!!!!!!

HOW WELL DO YOU KNOW CHARLES DARWIN?

WHAT IS EVOLUTION?

- A) A BOOK CHARLES DARWIN WROTE
- B) THE CHANGE IN THE CHARACTERISTICS OF A SPECIES OVER SEVERAL GENERATIONS AND THE IDEA THAT SPECIES CHANGE OVER TIME



WHERE WAS HIS FIRST SCIENCE LAB?

- A) IN A SCIENCE LAB CALLED 'Pirbright institute' IN SURREY.
- B) HIS SHED.




CHARLES WAS FAMOUS FOR HIS EVOLUTION IDEA, BUT WHAT DID SOME PEOPLE THINK ABOUT HIS DISCOVERY?

- A) THEY HAD A LOT OF DEBATE ABOUT IT AND NOT EVERYONE THOUGHT IT WAS TRUE.
- B) EVERYONE LOVED IT AND NO ONE DISAGREED WITH HIM.



1. SANDSTONE BROWN AND YELLOW COLOUR ROUGH FINISH GRANULAR
2. QUARTZ WHITE AND YELLOW COLOUR SMOOTH FINISH SHINY
3. FLINT YELLOW AND BROWN COLOUR SHARP EDGES SHINY

As I walk through the enchanted woodland I can see the beautiful fairies flying high in the sky. Down the winding path I saw a ginger bread house with yummy chocolate buttons and sweetie windows. All the tree trunks were like brown buns. In the morning sky I can see gently rain drops and beautiful colours in the Rainbow.



Science- week 2
Our butterfly feeders and rain gauges.





Mathemati
25.3.20

The swimming race:
"The frog because frogs usually swim in the water or go in the water, unlike the others."

The running race:
"The Spider because if they have more legs they'll go quicker. I see them outside a lot and they move really quick"

