



Kibworth CE
Primary School

Let Your Light Shine
Matthew 5:16



Welcome To Kibworth CE Primary School

Foundation Stage Induction Meeting

Tuesday 16th May 2023





Meet the Team



Mrs Cartwright



Mr Morgan



Mrs Tamgumus



What does learning look like in EYFS?

- Provoking curiosity and developing a love of learning
- A child centered approach, using the child's interests
- A balance of whole class learning, guided groups and independent learning through play
- Activities that engage and challenge pupils of all abilities




A lot of teaching and learning for all areas, takes place **outside**.




A Typical Day in EYFS

Day	8:45-9.15	9.15-9.35	9.35 - 10.10	10:10 - 10.30	10.30 - 10.50	10.50 – 11.25	11.45-1.00	1:10 - 1:30	1.10 2.10	2.20 - 2.45	2.45-3.05
Mon	Registration/morning activity	Maths Number	Maths guided groups Independent learning opportunities indoor/outdoor	Break	English	English guided groups Independent learning opportunities indoor/outdoor	Lunch	Phonics	Guided/individual reading activities Independent learning opportunities indoor/outdoor	Handwriting	Story time/Ready for home


The 3 'Prime Areas'



Communication & Language –
focusing on speaking and listening and
following instructions.




Physical Development
– focusing on gross and fine motor
skills. PE sessions every week.




Personal, Social & Emotional Development
Focusing on following rules, taking turns and making friends. Being
confident in their learning.

The 4 'Specific Areas'




Literacy –

Reading &
Writing skills




Mathematics

Number
Calculating
Shape, Space & Measure



Understanding the World

People and Communities
The Natural World
Past and Present



Expressive Arts and Design

Exploring and Using Media & Materials
Being Imaginative

Assessing your child

Reception Baseline assessment

We assess the children as they arrive into school in order to give us information about the children's knowledge of maths, phonics and their language and communication skills. All children starting Foundation Stage will be assessed using the National Reception Baseline Assessment.

This enables us to plan the next steps in their learning.

We also receive information from the pre-schools which we use to enable us to build up a picture of the children and their learning journey so far.

Foundation Stage Profile

We assess the children using The Foundation Stage Profile.

Assessment is ongoing throughout the year and we record what they have achieved during their Foundation Year. At the end of the year we have to report on whether children are 'emerging' or 'expected' in each Early Learning Goal.



How can you help prepare your child for school?



Self-Help Skills

- Put on and fasten their own coat.



- Attend to their own toilet and hand washing needs.



- Dress and undress themselves and change in and out of their PE kit.


Social Skills



- Encourage them to take turns.
- Help them to share with others.
- Talk to them about considering other people's feelings.

Maths skills

- Involve them in everyday practical counting activities.
- Play simple counting games and games like snap and pairs.



Writing

- Encourage your child to join in activities where they will have to hold different tools such as pencils, crayons, paint brushes.
- Developing fine motor skills by using play dough, tweezers, scissors.
- Encourage your child to trace letters and hold a pencil correctly.
- Start working on writing the letters in their name.

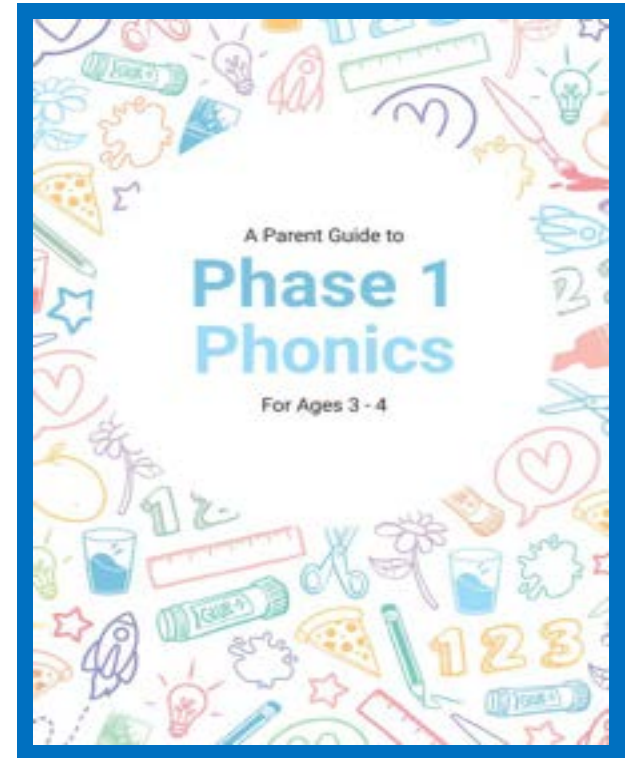


Phonics

Developing phase 1 phonics skills


- Environmental sounds
- Instrumental sounds
- Body percussion (e.g. clapping and stamping)
- Rhythm and rhyme
- Alliteration/initial sounds
- Voice sounds
- Oral blending and segmenting (e.g. hearing that d-o-g makes 'dog')

(There is an electronic version of this booklet on the school website)



Reading

- Share books with your child and discuss what they can see in the pictures.
- Can they guess what might happen next?
- Can they tell you about their favourite part of the book?
- Can they retell the story to you in their own words?





TAPESTRY
ONLINE LEARNING JOURNAL



An observation on Tapestry will include:

- Date and time
- A title (linked to the learning)
- Brief description of the learning/task
- The relevant Early Years statements
- A photo or a video
- The name of the staff member who took the observation.

A Humpty Dumpty Model - Junk modelling materials

When used this junk modelling technique to make a Humpty Dumpty model the child is not just enjoying their play, they are also using their skills. The child is using their imagination to create a model that is not only fun to make, but also a great way to learn. This is an example of the 'top up' strategy, which allows the child to use their skills to create a model that is not only fun to make, but also a great way to learn.

Early Years Foundation Stage

Communication and Language

Understanding and using spoken language

- ✓ Understands and responds to spoken language in a range of contexts
- ✓ Uses spoken language for a range of purposes and occasions
- ✓ Understands and responds to spoken language in a range of contexts

Understanding and using written language

- ✓ Understands and responds to written language in a range of contexts
- ✓ Uses written language for a range of purposes and occasions
- ✓ Understands and responds to written language in a range of contexts

We will also be having stay and play sessions on the following dates from 3:30pm- 4:00pm. You will be sent a link to sign up for one session. This is a great opportunity for you to visit the setting with your child and have a look around before they start.

Monday 19th June

Tuesday 20th June

Thursday 22nd June



'Staggered Entry Week'

DATE	AM Time 9:15-11am	PM Time 1:30-3:15pm
Tuesday 29 th August	Surname A-K	Surname L-Z
Wednesday 30 th August	Surname L-Z	Surname A-K
	AM Time 9:15-12:15	PM Time 1:30-3:15pm
Thursday 31 st August	Surname A-K (stay for lunch)	Surname L-Z
Friday 1 st September	Surname L-Z (stay for lunch)	Surname A-K

All children will start school full-time from Monday 4th September

These session's are organised by surname.

A-K and L-Z



Playtime

At playtime we have fruit
and a drink.



Lunchtime



Lunchtime starts at 11.30am. Children eat their lunch in the school hall. Foundation staff stay with the children for the first 15 minutes then lunchtime supervisors take over and return the children to the Foundation playground when they have finished eating. The lunchtime supervisors then lead and supervise lunchtime play until 12:45pm.

*** Applying for FSM**

Home-time



The day ends at
3:15pm

When we see you we will send the children out. Please inform the class teacher of who will collect your child each day. The office must be contacted if this changes.

Uniform



- **Black or grey trousers, shorts, skirt or pinafore**
- **White shirt or polo shirt**
- **Blue jumper or cardigan**
- **Summer dresses**
- **Black school shoes**
- **Wellies**

PE KIT – Indoor - black/blue shorts, coloured t-shirt, plimsoles

Outdoor - tracksuit bottoms and a warm top, trainers,

(See more information in Induction packs)

Useful Resources- School Website



Kibworth CE
Primary School
Let Your Light Shine
Matthew 5:16



Useful documents:

- Prospectus
- Phonics booklet
- EYFS welcome video
- Useful phonics websites
- Story videos from all members of staff
- Transition Booklet

HOME COVID-19 ABOUT US + OUR CHURCH SCHOOL + SAFEGUARDING + YEAR GROUPS + SCHOOL NEWS + PAGES

Home + New Starter information - September 2022

New Starter Information

Thank you for attending our Kibworth Live event. We hope it was helpful in helping you to choose our school as the setting for your child's education. It was great to have such interesting questions and hope we provided an overview of our school, our vision and how we believe that learning is the key to the future. We have attached some useful documents that were mentioned at the meeting and the School Tour video.

Please remember that applications need to be made by **16th January 2022** on the Local Authority Portal <https://www.leicestershire.gov.uk/popular-now/apply-for-a-primary-school-place>

If you have any further questions, please call our School Office on 0182792465 or email office@dsatkibworth.org.

EYFS Welcome Video

Phonics Booklet

Prospectus

Transition Booklet

Phonics Websites:

<http://www.phonicsbloom.co.uk/>

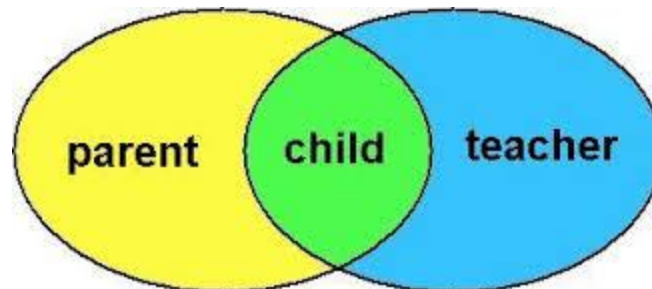
<http://www.phonicsplay.co.uk/>

<http://www.topmarks.co.uk/>

Induction Packs

1. Getting your children ready for school booklet
 2. Key dates
 3. Admission form and reply envelope
 4. 2023/2024 term dates
 5. Curriculum Information
 6. School Nurse information
 7. Sample lunch menu
 8. Free School meals leaflet
 9. Wraparound care leaflet

Parent Partnership



The most important thing in the first half term is making sure your children feel happy, safe, and settled.

