

Phonics and Early Reading

Welcome to our meeting



Part 1 – information about how we teach phonics

Part 2 – information about how we teach reading



New DFE Guidance for Early Reading and Phonics

The journey to independent reading and writing begins



littlewandlelettersandsounds.org.uk

Why Little Wandle?

Excellent training for all staff to ensure consistency,
Every aspect of phonics and reading included in a detailed, thorough and systematic approach,
Engaging resources without distracting from the learning,
Comprehensive system for identifying and supporting children requiring extra help and useful support for parents. (Keep-up intervention)

How we teach phonics

Daily short sessions

Specific order of teaching (see handouts)

Synthetic phonics

Correct pronunciation is vital (pure sounds) - Video on LW

<https://www.littlewandlelettersandsounds.org.uk/resources/for-parents/>

Repeated practice

Revisit previously taught sounds and words daily

Practice makes permanent



Phase 2 sounds taught
in Reception Autumn 1



Pure sound video



Phonics phases

- There is a progression with the teaching of phonics and children will start in Foundation with phase 2 and by the end of the year will have been taught phase 4.
- On entry to Year 1 children will recap phase 3 and 4 before starting their phase 5 journey in preparation for the Year 1 national phonics check.

s



t



n



d

Phonemes taught in order and we begin to blend words with these sounds in.
LW has a picture pnemonic to help children remember the phoneme/grapheme.



th

ss

ck



ch



sh

Children move onto learning digraphs which are two letters together making one sound.

ar

oi

or

ai



soap that goat



sheep in a jeep



zoom to the moon



hook a book

Vowel digraphs are taught with a short caption to help children remember.

R Au1 extra

map

• • •

R Au1 extra

nip

• • •

R Au1 extra

sat

During phonics lessons we use Sound buttons so we can sound talk and blend to read.

R Sp1 wk1

meet

• — •

R Sp1 wk1

rain

• — •

R Sp1 wk1

sheep

— — •

Digraphs have a zip to sound talk and blend.

Blending video



R Au2

go

R Au1

the

R Au1

is

R Au2

to

Words that do not follow the rules and cannot be decoded – tricky words/exception words
Children are taught what part of the word is tricky.

Assessment of phonics

- The phonics scheme is taught in around 5 week blocks which enables time for lots of revisiting and assessment.
- Teachers and teaching assistants will check after each block that your child is secure with their knowledge and put into place support to help them with any aspects they may be finding tricky.

Reading

We want children to
love reading

Learning to read should be
a positive experience

Reading should be
enjoyable



We want children to
read
for pleasure

Reading underpins children's access to the curriculum
and clearly impacts on their achievement



How we teach reading

Reading practice sessions are:

Timetabled 3 times a week

Taught by trained teacher or teaching assistant

Taught in groups

Books are:

matched to children's
secure phonic
knowledge
and word reading

read three times

sent home after the third
Reading session

Reading Practice Books carefully matched so children can read fluently and independently

3 Reads - each one begins with speedy sounds and words to practice reading

1. Decoding

2. Prosody
(intonation, expression)

3. Comprehension



When children take their book home to read they should be 95% fluent
Please do not worry that a book is too easy - your child needs to develop fluency and confidence in reading. Re-reading a book they have had before helps develop fluency - this is the goal.

Celebrate their success!!!




How will this work?

Children will take their Reading Practice Book home (after reading it 3 times in school)





Celebrate, praise, talk about the book with you child.

Please make sure books are in book bags so that we can reallocate books as required.

Please look after our books.



Big Cat Collins Reading books are carefully matched to children's secure phonic knowledge. There are a range of fiction and non-fiction.



Other reading book

Your child will come home each week with another reading book that they have chosen from their classroom. This book may not be as phonetically plausible as their reading practice book and may contain words they are unsure of but it is important that they read a range of books to increase their fluency.

What else can parents do?

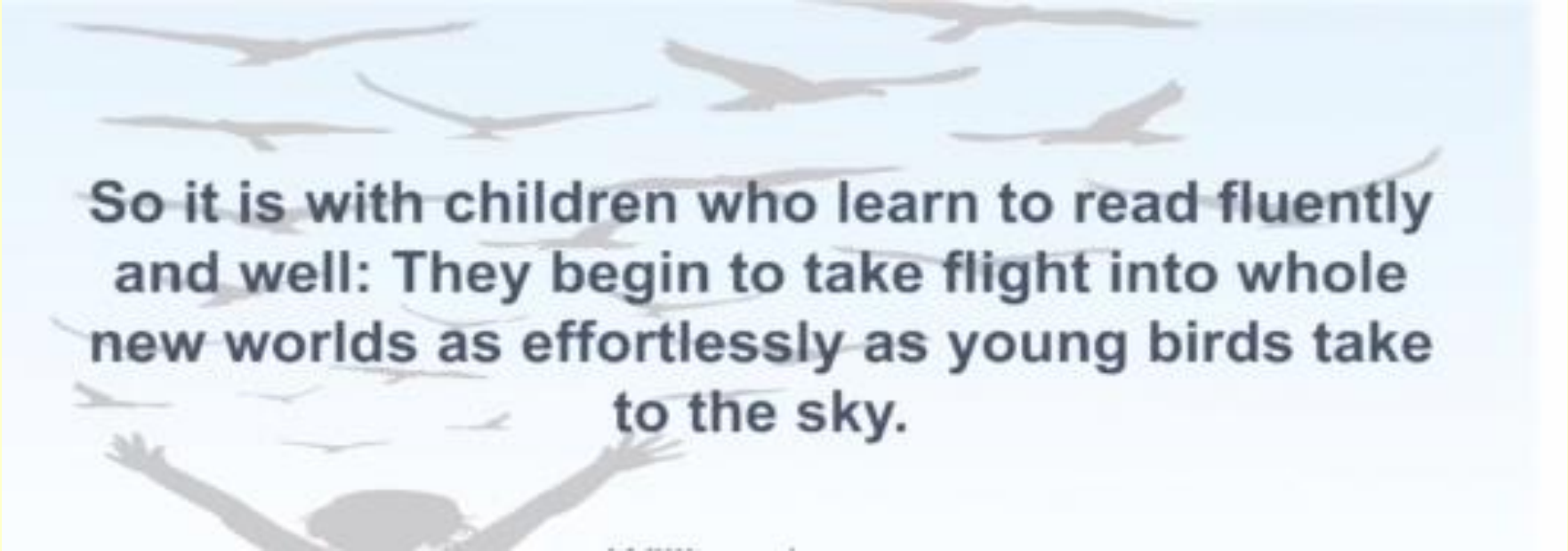
Look at the Little Wandle videos and guidance for parents

Let your child "show off" their reading to you and celebrate and praise all the way!

Share books with your children for pleasure and discuss the books.

Thank you for joining us!

Questions ???

An illustration of several birds in flight against a light blue sky. At the bottom, a child is shown from behind with their arms raised in a gesture of reaching or celebrating. The text is overlaid on the middle of the image.

So it is with children who learn to read fluently and well: They begin to take flight into whole new worlds as effortlessly as young birds take to the sky.