



Kibworth CE
Primary School

Let Your Light Shine
Matthew 5:16



Welcome To Kibworth CE Primary School


Foundation Stage Induction Meeting

Wednesday 5th June 2024





Meet the Team



Mrs Dandolo/Mrs Torpey



Mrs Cartwright



Mrs Tamgumus

What does learning look like in EYFS?

- Provoking curiosity and developing a love of learning
- A child centered approach, using the child's interests
- A balance of whole class learning, guided groups and independent learning through play
- Activities that engage and challenge pupils of all abilities



A lot of teaching and learning for all areas, takes place **outside**.




A Typical Day in EYFS

Day	8:45-9.15	9.15-9.35	9.35 - 10.10	10:10 - 10.30	10.30 - 10.50	10.50 – 11.25	11.45-1.00	1:10 - 1:30	1.10 2.10	2.20 - 2.45	2.45-3.05
Mon	Registration/morning activity	Maths Number	<p>Maths guided groups</p> <p>Independent learning opportunities indoor/outdoor</p>	Break	English	<p>English guided groups</p> <p>Independent learning opportunities indoor/outdoor</p>	Lunch	Phonics	<p>Guided/individual reading activities</p> <p>Independent learning opportunities indoor/outdoor</p>	Handwriting	Story time/Ready for home


The 3 'Prime Areas'



Communication & Language –
focusing on speaking and listening and
following instructions.



Physical Development
– focusing on gross and fine motor
skills. PE sessions every week.




Personal, Social & Emotional Development
Focusing on following rules, taking turns and making friends. Being
confident in their learning.

The 4 'Specific Areas'




Literacy –

Reading &
Writing skills




Mathematics

Number
Calculating
Shape, Space & Measure



Understanding the World

People and Communities
The Natural World
Past and Present



Expressive Arts and Design

Exploring and Using Media & Materials
Being Imaginative

Assessing your child

Reception Baseline assessment

We assess the children when they start school in order to give us information about the children's knowledge of maths, phonics and their language and communication skills. All children starting Foundation Stage will be assessed using the National Reception Baseline Assessment.

We also receive information from the pre-schools which we use to enable us to build up a picture of the children and their learning journey so far.

[2023 Information for parents: reception baseline assessment \(publishing.service.gov.uk\)](https://publishing.service.gov.uk/2023/01/24/information-for-parents-reception-baseline-assessment)



Assessment is ongoing throughout the year and we record what they have achieved during their Foundation Year. At the end of the year we have to report on whether children are 'emerging' or 'expected' in each Early Learning Goal.

[Development Matters - Non-statutory curriculum guidance for the early years foundation stage \(publishing.service.gov.uk\)](https://www.publishing.service.gov.uk/government/uploads/system/uploads/attachment_data/file/432222/Development_Matters_-_Non-statutory_curriculum_guidance_for_the_early_years_foundation_stage.pdf)



How can you help prepare your child for school?



Self-Help Skills

- Put on and fasten their own coat.



- Attend to their own toileting and hand washing needs.



- Dress and undress themselves and change in and out of their PE kit.


Social Skills



- Encourage them to take turns.
- Help them to share with others.
- Talk to them about considering the feelings of others.

Maths skills

- Involve them in everyday practical counting activities.
- Play simple counting games and games like snap and pairs.



Writing

- Encourage your child to join in activities where they will have to hold different tools such as pencils, crayons, paint brushes.
- Developing fine motor skills by using play dough, tweezers, scissors.
- Encourage your child to trace letters and hold a pencil correctly.
- Start working on writing the letters in their name.

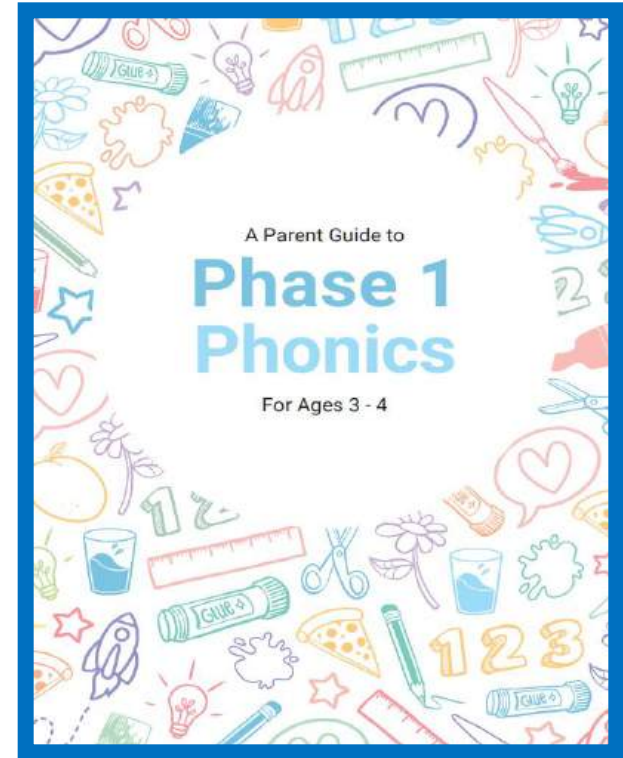


Phonics

Developing phase 1 phonics skills

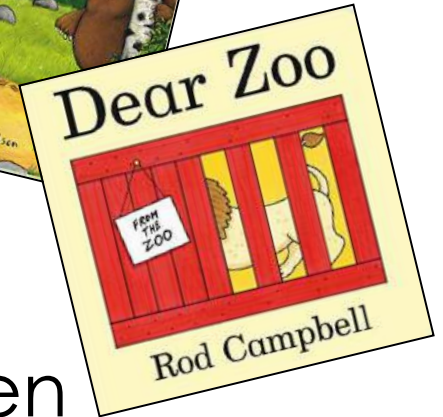

- Environmental sounds
- Instrumental sounds
- Body percussion (e.g. clapping and stamping)
- Rhythm and rhyme
- Alliteration/initial sounds
- Voice sounds
- Oral blending and segmenting (e.g. hearing that d-o-g makes 'dog')

(There is an electronic version of this booklet on the school website and a copy in your packs)



Reading

- Share books with your child and discuss what they can see in the pictures.
- Can they guess what might happen next?
- Can they tell you about their favourite part of the book?
- Can they retell the story to you in their own words?



Tapestry

We use a programme called Tapestry to share your child's 'wow' moments with you. We also use Tapestry to share key information and reminders about special events or days that are happening.




We will be having stay and play sessions on the following dates from 3:30pm- 4:00pm. You will be sent a form to sign up for one session. This is a great opportunity for you to visit the setting with your child and have a look around before they start.

Monday 17th June

Monday 24th June

Tuesday 25th June




'Staggered Entry Week'

DATE	AM Time 9:00-11am	PM Time 1:30-3:15pm
Tuesday 27 th August	Surname A-K	Surname L-Z
Wednesday 28 th August	Surname L-Z	Surname A-K
	AM Time 9:00-12:00	PM Time 1:30-3:15pm
Thursday 29 th August	Surname A-K (stay for lunch)	Surname L-Z
Friday 30 th August	Surname L-Z (stay for lunch)	Surname A-K

All children will start school full-time from Monday 2nd September

These sessions are organised by surname.

A-K and L-Z



Playtime

At playtime we have fruit
and a drink.



Lunchtime



Lunchtime starts at 11.30am. Children eat their lunch in the school hall. Foundation staff stay with the children for the first 15 minutes then lunchtime supervisors take over and return the children to the Foundation playground when they have finished eating. The lunchtime supervisors then lead and supervise lunchtime play until 12:45pm.

*** Applying for FSM**

Home-time



The day ends at
3:15pm

When we see you we will send the children out. Please inform the class teacher of who will collect your child each day. The office must be contacted if this changes.

Uniform



- **Black or grey trousers, shorts, skirt or pinafore**
- **White shirt or polo shirt**
- **Blue jumper or cardigan**
- **Summer dresses**
- **Black school shoes**
- **Wellies**

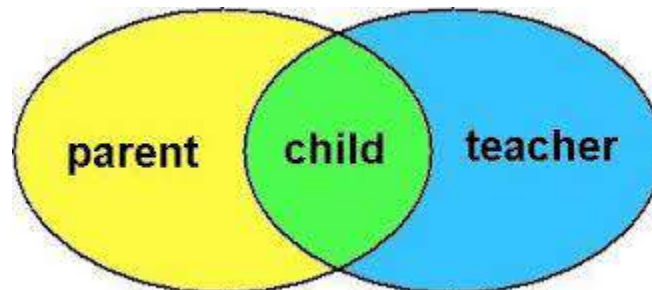
PE KIT – Indoor - black/blue shorts, coloured t-shirt, plimsoles
Outdoor - tracksuit bottoms and a warm top, trainers,

(See information in Induction packs on how to order school uniform)

Induction Packs

1. Getting your children ready for school booklet
 2. Key dates
 3. Admission form and reply envelope
 4. 2024/2025 term dates
 5. Curriculum Information
 6. School Nurse information
 7. Sample lunch menu
 8. Free School meals leaflet
 9. Wraparound care leaflet

Parent Partnership



The most important thing in the first half term is making sure your children feel happy, safe, and settled.

